

Name: \_\_\_\_\_

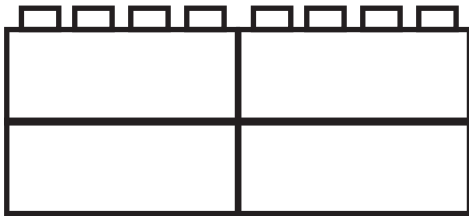
**BUILDING STURDY STRUCTURES**

Building sturdy structures using Lego blocks is not as hard as you may think. However, there are some basic principles that you must follow in order to have a successful build.

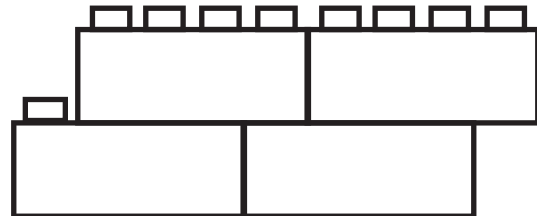
**JOINTS:** Joints are where two or more blocks meet. In a house, a joint would be where two pieces of wood meet.



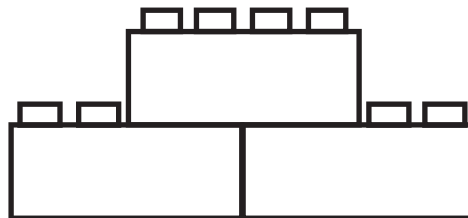
You can build strong joints a couple of ways. One way is by overlapping the blocks on top of each other. If you have ever seen a brick wall, this is how the bricks are structured. Here are some examples of weak joints and strong joints.



Weak Joint



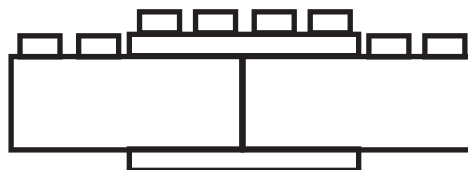
Strong Joint



Strongest Joint: this is how brick walls are made!

**“SANDWICHING” JOINTS**

This is another way to make a very strong joint. In this type of joint, you use two plates, placing one on top and one on the bottom. Just how a “sandwich” has two pieces of bread, the plates are the bread that holds everything in the middle together!



***Use these tips to build strong structures and put your project to the test!***